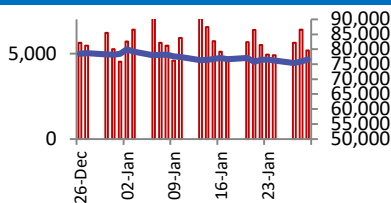
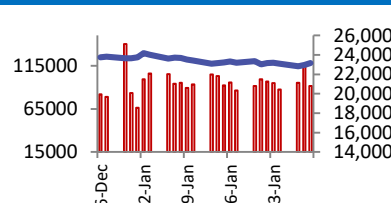


**BSE**



Open	76138
High	76600
Low	75976
Close	76533
Change	632
Volume (Lacs)	5455
Turnover (Rs.inCr)	5175

**NSE**



Open	23027
High	23183
Low	22977
Close	23163
Change	206
Volume(Lacs)	28737
Turnover(Rs.in Cr)	91471

World Markets	Current	Previous	Pt. Chg	Var(%)
Dow	44714	44850	(137)	-0.3%
Dow Futures	45009	44890	119	0.3%
Nasdaq	19632	19734	(101)	-0.5%
FTSE	8558	8534	24	0.3%
Nikkei	39499	39415	84	0.2%
Hang Seng	20225	20225	closed	closed
Gift Nifty	23151	23114	38	0.2%
Straits Singapore	3801	3801	closed	closed
South Korea	2537	2537	closed	closed
Taiwan	23525	23525	closed	closed
Shanghai	3251	3251	closed	closed

Commodity Prices	Current	Previous	Pt. Chg	Var(%)
Copper (\$/MT)	9068	9068	(1)	0.0%
Alumin (\$/MT)	2625	2620	6	0.2%
Zinc (\$/MT)	2786	2783	3	0.1%
Brent Crude (\$/bbl)	77	77	(0)	0.0%
Gold (\$/Ounce)	2760	2759	1	0.0%
Silver (\$/Ounce)	31	31	(0)	0.0%
Light Crude (\$/bbl)	73	73	0	0.1%
N G (\$/mmbtu)	3	3	(0)	-0.1%
Sugar (\$/MT)	523	512	11	2.2%
Rubber (Rs./kg)	191	191	0	0.0%
Baltic Dry Index	726	746	(20)	-2.7%

Currency Exchange Rate	Current	Previous	Var(%)
Rs./\$ rate	86.56	86.53	0.03%
Rs./ Euro	90.05	90.31	-0.28%
Rs./Chinese Yuan	11.89	11.91	-0.10%
Yen /\$ rate	154.43	155.22	-0.51%
\$ US/Euro	1.04	1.04	0.03%

Dollar Index	Current	Previous	Var(%)
Dollar Index	107.83	108.00	-0.15%

Support/ Resistance Levels for Today		
	Nifty	Bank Nifty Fut
Support 1	23100	48870
Support 2	23000	48600
Resistance	23240	49370

Securities in Ban For Trade
NIL

**Market Review**

**US:** US stock market ended lower on Wednesday after the US Fed kept interest rates unchanged as expected and Fed Chair Jerome Powell offered soothing comments on the economy.

**Asia:** Asian markets traded lower on Thursday following overnight losses on Wall Street after US Fed policy.

**India:** Benchmark equity indices extended gains for the second consecutive session to settle in the green on Wednesday. **Market is expected to open on a flattish note and likely to witness range bound move during the day.**

**Global economy:** New data indicates an unexpected rise in morale among Italian businesses and consumers in January. This development could potentially bolster the euro zone's third largest economy, which has seen a slowdown in recent months. The composite business morale index, which combines surveys from the manufacturing, retail, construction, and services sectors, was reported at 95.7 by the National Statistics Institute ISTAT. This is a slight increase from the 95.3 reported in December. Furthermore, consumer confidence has also seen a rise this month.

The German government's annual economic report predicts a 0.3% decline in exports by 2025. This forecasted decrease is attributed to a combination of weakening competitiveness and escalating geopolitical and trade tensions. The report indicates a potential downturn in Germany's export market. The country's competitiveness has been waning, and the situation is further exacerbated by increasing geopolitical disputes and trade tensions worldwide.

**Commodities:** Oil prices were little changed in early trading on Thursday, as markets watched for tariffs by U.S. President Donald Trump on Mexico and Canada, the two largest suppliers of crude oil to United States.

Gold prices were flat in early Asian hours on Thursday after the Federal Reserve's decision to hold interest rates steady offered little clarity on the U.S. monetary policy path this year.

**Currency:** Dollar bulls were ready to pounce on the euro on Thursday should the European Central Bank sound dovish on rates later in the day, given the Federal Reserve had pressed the pause button on its easing cycle overnight.

**FII Derivative Transactions (Rs. Cr)**

Contracts	Purchase		Sell		Net Value	Open Interest (OI)		OI (Previous day)		Change	
	Contract	Value	Contract	Value		Contract	Value	Contract	Value	Contract	Value
Index Future	91981	7537	79485	7371	166	445482	45571	471680	45391	(26198)	180
Index Option	19349751	1238443	18941639	1216850	21593	8246397	613900	7611225	558731	635172	55169
Stock Future	1602696	96100	1559265	93232	2868	5822256	354816	5802695	348497	19561	6319
Stock Option	1420429	89504	1350212	85158	4346	1997859	120125	1970156	116487	27703	3638
<b>Total</b>	<b>22464857</b>	<b>1431584</b>	<b>21930601</b>	<b>1402611</b>	<b>28973</b>	<b>16511994</b>	<b>1134412</b>	<b>15855756</b>	<b>1069106</b>	<b>656238</b>	<b>65306</b>

**FII All Activity-BBG (Rs Cr)**

	Buy	Sell	Net
22-Jan-25	14400	17418	(3018)
23-Jan-25	15800	18861	(3061)
24-Jan-25	11537	14403	(2866)
27-Jan-25	10440	14955	(4514)
28-Jan-25	13195	16136	(2941)
<b>Month to date- Jan</b>	<b>228187</b>	<b>297313</b>	<b>(69126)</b>

**FII (Prov.) (Rs Cr)**

	Buy	Sell	Net
23-Jan-25	13317	18779	(5463)
24-Jan-25	11230	13989	(2758)
27-Jan-25	9489	14504	(5015)
28-Jan-25	11166	16087	(4921)
29-Jan-25	7644	10231	(2586)
<b>Month to date-Jan</b>	<b>218186</b>	<b>299789</b>	<b>(81603)</b>

**DII (Prov.) (Rs. Cr)**

	Buy	Sell	Net
23-Jan-25	14413	10700	3713
24-Jan-25	12835	10433	2402
27-Jan-25	16503	9861	6642
28-Jan-25	19735	12921	6814
29-Jan-25	12871	11079	1793
<b>Month to date-Jan</b>	<b>312205</b>	<b>230012</b>	<b>82194</b>

**FII Debt - BBG (Rs. Cr)**

	Buy	Sell	Net
22-Jan-25	3272	1621	1651
23-Jan-25	1439	933	506
24-Jan-25	1249	1528	(279)
27-Jan-25	4163	1510	2653
28-Jan-25	5478	1697	3781
<b>Month to date- Jan</b>	<b>42696</b>	<b>39162</b>	<b>3534</b>

**Market Breadth**

	BSE		NSE	
	No.	%	No.	%
Advance	2978	73%	2274	79%
Decline	1011	25%	532	19%
Unchanged	93	2%	59	2%

**Market Turnover**

	29-Jan	28-Jan	Var (%)
BSE Cash	5175	6401	-19%
NSE Cash	91471	115503	-21%
NSE Futures	319240	386103	-17%
NSE Options	15905375	13477994	18%
Total (Rs.Cr)	16321261	13986001	17%

**Volatility Index**

	29-Jan	28-Jan
Volatility Index	18.64	18.20

**Index PE - TTM**

	29-Jan	Yr. High	Yr. Low
Sensex	21.8	25.7	21.5
Nifty	21.1	24.4	20.8

**Corporate News**

**Union Bank of India to raise up to Rs 20,000 cr to finance infra**

The company said it plans to raise long-term bonds worth up to Rs 20,000 cr to finance infrastructure and affordable housing. The public sector lender also plans to issue green/sustainable bonds of up to Rs 5,000 crore. (BS)

**Infosys, Siemens AG to drive digital learning with Generative AI**

IT services company Infosys on Wednesday announced the expansion of its collaboration with technology major Siemens AG to accelerate its digital learning initiatives with generative AI. The collaboration aims to provide over 250,000 Siemens' professionals globally with upskilling opportunities, and a personalised learning and growth experience. (ET)

**Authum Investment to acquire 34802 shares of Welspun Michigan**

The company acquired 34,802 equity shares of Welspun Michigan Engineers Ltd. representing 2.01% of equity share capital. This increased the company's total stake from 10.95% to 12.96%. (NDTV)

**Economy**

**Digital payments rise 11.1 pc at Sept-end 2024**

Digital payments in India saw an 11.11% year-on-year rise as of September 2024, with RBI's Digital Payments Index reaching 465.33. The growth was driven by improvements in payment infrastructure and performance across the country. The index, initiated in March 2018, is published semi-annually. (ET)

**Mutual credit guarantee scheme for MSMEs gets Finance Ministry nod**

The government has approved the Mutual Credit Guarantee Scheme for MSMEs, guaranteeing loans up to ₹100 cr. This scheme aims to provide collateral-free loans to MSMEs for purchasing equipment and machinery, promoting manufacturing growth. It offers 60% guarantee coverage and accommodates flexible repayment schedules. (ET)

**International**

**SoftBank in talks to invest up to \$25 billion into OpenAI**

Japan's SoftBank is in talks to invest as much as \$25 bn into ChatGPT maker OpenAI. SoftBank could invest \$15 bn to \$25 bn directly into Microsoft-backed OpenAI on top of its commitment of more than \$15 bn to Stargate citing multiple people with direct knowledge of the negotiations. (Inv)

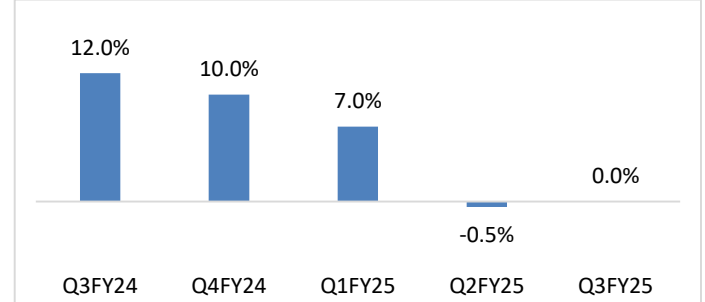
Top 5 Nifty Gainers	29-Jan	28-Jan	Var(%)
SHRIRAMFIN	554	530	4.4%
BEL	267	258	3.5%
TATAMOTORS	753	728	3.3%
SBILIFE	1461	1420	2.9%
WIPRO	312	304	2.9%
Top 5 Nifty Losers	29-Jan	28-Jan	Var(%)
MARUTI	11978	12124	-1.2%
BHARTIARTL	1600	1618	-1.1%
ASIANPAINT	2223	2242	-0.8%
ITC	433	435	-0.5%
BRITANNIA	5037	5061	-0.5%

BSE Index Watch	Last	1 day	1 wk	1 mth	1 yr
SENSEX	76533	0.8%	0.2%	-2.2%	7.6%
MIDCAP	42366	2.5%	-0.7%	-8.7%	11.0%
SMLCAP	49051	3.3%	-3.6%	-10.5%	9.2%
AUTO	50797	1.5%	1.1%	-1.4%	17.5%
BANKEK	55892	0.7%	1.3%	-3.1%	8.9%
Capital Goods	61759	2.7%	-2.3%	-7.7%	7.6%
FMCG	20041	-0.3%	-1.0%	-3.1%	1.7%
Health Care	41150	2.2%	-3.4%	-8.9%	24.9%
IT	42062	2.6%	-0.1%	-3.9%	13.6%
METAL	28069	1.9%	-1.5%	-2.0%	6.0%
Oil & Gas	24509	0.5%	-5.4%	-5.0%	-5.2%
Power	6352	2.1%	-2.4%	-8.4%	1.7%
Realty	6892	3.1%	1.3%	-16.6%	4.2%

NSE USD Futures	29-Jan	28-Jan	Var (%)
Jan Expiry (Rs./\$)	86.58	86.58	0.0%
Feb Expiry (Rs./\$)	84.91	84.91	0.0%
Total Turnover (Rs. Crore)	18486	17698	4%

Sectors	TTM PE
Auto	28.86
Auto Ancillary	41.62
Banking	13.01
Engineering	50.74
Cement	79.91
Diamonds & Jewellery	53.32
Housing Finance	24.62
Infrastructure & Const	33.56
Metals-Aluminium	34.28
Metal – Steel	16.23
Oil Expl.	12.52
Pharma	9.35
Power – Gen. Supp.	42.02
Information Tech.	27.38
Sugar	21.84
Telecom Serv. Prov.	62.03
Tyres	25.7

### Asian Paints - Domestic Decorative Segment Volume Growth (Source: NBRR)



10 year G-Sec Yield	Current	Previous	Change
US	4.53%	4.53%	1 bps
Japan	1.21%	1.20%	2 bps
India	6.69%	6.69%	(0) bps
UK	4.62%	4.61%	1 bps
Libor 3 Mths	4.85%	4.85%	(0) bps

Indian Eco Data	Current	Previous	Var(%)
Forex Reserve (US\$ in bn)	624	624	0.0%
Inflation - WPI	1.89%	2.36%	(47) bps
Inflation - CPI	5.22%	5.48%	(73) bps

India GDP	Q2FY25	Q1FY25	Var(%)
Growth	5.36%	6.65%	(129) bps

Monetary Policy	Current	Previous	Change
Repo Rate	6.50%	6.50%	0 bps
Reverse Repo Rate	3.35%	3.35%	0 bps
CRR	4.00%	4.50%	(50) bps
O/S Banking System Liquidity (Rs bn)	-2558	-2925	366.7

IIP Growth %	Nov-24	Nov-23	Apr-Feb
IIP	5.2	2.5	4.4
Capital Goods	9.0	-1.1	4.5
Mining	5.8	1.3	4.1
Manufacturing	4.4	5.8	6.0
Electricity	1.9	7.0	3.6

ADR Price Movement

Company	Price (US\$)	Volume	Previous Day Price	Volume	Variance (%)	No. of Share Per ADR	ADR Price (Rs.)	BSE Price	Variance (%)
Infosys Tech	21.70	8351489	21.53	14719335	0.79%	1	1878.24	1881.25	-0.2%
Wipro	3.68	21669614	3.65	8966445	0.82%	1	318.52	312.45	1.9%
Dr.Reddy's	13.52	1280277	13.53	1697496	-0.07%	1	1170.22	1181.20	-0.9%
ICICI Bank	28.65	3529197	28.86	3961946	-0.73%	2	1239.90	1251.65	-0.9%
HDFC Bank	59.57	1511728	60.34	2407659	-1.28%	3	1718.69	1677.30	2.5%

GDR's (US\$)

	Prices	Prev. Close	Change	Var %
L&T	39.50	39.40	0.1	0.3%
RIL	56.90	57.00	(0.1)	-0.2%
SBI	86.90	86.70	0.2	0.2%

US Economy Data	Current	Previous
Inflation (%) (YoY)	2.90%	2.70%
Unemployment (%)	4.10%	4.20%

Interest Rate (%)	Current	Previous
Fed Rate	4.50%	4.50%

US GDP	Q2CY24	Q1CY24
Growth (QoQ Annualized)	3.10%	3.00%

China Economy Data	Current	Previous
GDP	5.40%	4.60%
Inflation – CPI (%)	0.10%	0.20%

Economic Calendar

Economic Calendar	Date
Indian GDP Data	28 Feb
Indian Inflation Data CPI	12 Feb
Indian Inflation Data WPI	14 Feb
Indian Monetary Policy	07 Feb
India's Industrial Production (IIP)	12 Feb
US Inflation Data	12 Feb
US GDP	30 Jan
US Unemployment Data	07 Feb
US Fed Rate	30 Jan
China GDP	16 Apr
China Inflation Data	09 Feb

Event Update

Name	Date	Purpose
Accelya Solutions India Ltd.	30/01/25	Rs.50.00 per share(500%)Interim Dividend
Balkrishna Industries Ltd.	30/01/25	Third Interim Dividend
Burnpur Cement Ltd.	30/01/25	Reduction of Capital
Housing & Urban Development Corporation Ltd.	30/01/25	Rs.2.05 per share(20.5%)Interim Dividend
Siemens Ltd.	30/01/25	Rs.12.00 per share(600%)Dividend
Transport Corporation Of India Ltd.	30/01/25	Second Interim Dividend
Coal India Ltd.	31/01/25	Second Interim Dividend
Emerald Finance Ltd.	31/01/25	Rs.0.06 per share(0.6%)Interim Dividend
Indian Energy Exchange Ltd.	31/01/25	Interim Dividend
JBM Auto Ltd.	31/01/25	Stock Split from Rs.2/- to Re.1/-
Kiduja India Ltd.	31/01/25	Stock Split from Rs.10/- to Re.1/-
Mohite Industries Ltd.	31/01/25	Stock Split from Rs.10/- to Re.1/-
Senco Gold Ltd.	31/01/25	Stock Split from Rs.10/- to Rs.5/-
Wealth First Portfolio Managers Ltd.	31/01/25	Dividend
Gothi Plascon (India) Ltd.	01/02/25	Interim Dividend
Route Mobile Ltd.	01/02/25	Second Interim Dividend
Torrent Pharmaceuticals Ltd.	01/02/25	Interim Dividend

**Bulk Deal As On 29/01/25**

BSE					
Security Code	Security Name	Client Name	Deal	Quantity	Price
535719	AMPVOLTS	DHARMI CHAND JAIN HUF	S	68728	36.35
535719	AMPVOLTS	DIVYA KANDA	S	35271	34.22
535719	AMPVOLTS	DIVYA KANDA	B	56492	33.35
535719	AMPVOLTS	MULTIPLIER SHARE & STOCK ADVISORS PRIVATE LIMITED	S	101289	33.3
540135	ARCFIN	SAJM GLOBAL IMPEX PRIVATE LIMITED	B	8008212	1.22
512169	CAPRICORN	HEMANTH REDDY DANDEM	B	135000	10
512169	CAPRICORN	LAXMI TWISTERS PRIVATE LIMITED	S	268600	10
512169	CAPRICORN	SUSHMA JAKKU	B	135000	10
539598	CGFL	BSEL INFRASTRUCTURE REALTY LIMITED	S	312000	31.99
539598	CGFL	SUPRIYA KATARIA	B	312000	31.99
543516	DHYAANITR	REKHA AGARVAL	B	100800	19.57
542906	EASUN	PRANAY KOCHAR	B	78788	53.04
543895	EXHICON	ANANT WEALTH CONSULTANTS PRIVATE LIMITED	S	3000	335.13
543895	EXHICON	ANANT WEALTH CONSULTANTS PRIVATE LIMITED	B	69500	338.76
539041	GANVERSE	ASI TRUST	B	136250	36.55
540938	GUJHYSPI	BHAVIKA DHIRAJLAL CHAVDA	S	90000	22.19
513337	GUJTLRM	JNSP TRADING LLP	S	1769385	10.81
513337	GUJTLRM	MULTITUDE GROWTH FUNDS LIMITED	S	2522371	10.75
513337	GUJTLRM	SETU SECURITIES PVT. LTD.	S	1554382	10.7
513337	GUJTLRM	SETU SECURITIES PVT. LTD.	B	1554382	10.7
539175	INDRAIN	ALNASIR ABDUL AZIZ GILANI	S	144862	5.94
539175	INDRAIN	SUDARSHAN KUMAR GUPTA	B	70579	5.94
541353	INNOVATORS	SHARDABEN PRAHLADBHAI PATEL	S	100000	231.64
538765	JSHL	MULTIPLIER SHARE & STOCK ADVISORS PRIVATE LIMITED	S	65000	7.52
526251	MIDEASTP	MANISHKUMAR RAMESHKUMAR KODWANI	B	32000	15.76
526251	MIDEASTP	MIDEAST HEALTHCARE PRIVATE LIMITED	S	66382	15.76
526251	MIDEASTP	MOLEM INVESTMENTS AND FINANCE PRIVATE LIMITED	S	78385	15.76
526251	MIDEASTP	PARESHKUMAR CHANDRAKANTBHAI SONI	B	67900	15.76
526251	MIDEASTP	PERVEZ ZAHIR KHAN	S	30000	15.76
526251	MIDEASTP	RITESHKUMAR J SONI	B	47144	15.76
526251	MIDEASTP	RUCHIRA GOYAL	B	50000	15.76
526251	MIDEASTP	SHARAD SHANTARAM BAILUR	S	100000	15.76
526251	MIDEASTP	UMESHWAR SECURITIES PRIVATE LIMITED	B	100000	15.76
540809	MRCAGRO	HINABEN KIRITBHAI PATEL	S	118968	12.23
542724	MURAE	SAKET KUMAR	S	20107956	1.97
542724	MURAE	SAKET KUMAR	B	107956	1.96
517554	NHCFODS	ASNANI STOCK BROKER PRIVATE LIMITED	S	4535450	1.21
517554	NHCFODS	ASNANI STOCK BROKER PRIVATE LIMITED	B	3300000	1.16
517554	NHCFODS	INVENTURE GROWTH & SECURITIES LTD.	B	9000001	1.16
517554	NHCFODS	MANSI SHARE & STOCK ADVISORS PRIVATE LIMITED	S	10426189	1.19
517554	NHCFODS	NEO APEX VENTURE LLP	S	3000000	1.16
517554	NHCFODS	RUSHABHMILANBHAI MEGHANI	B	3272999	1.22
517554	NHCFODS	SATYAM SHIRISHCHANDRA JOSHI	B	2999997	1.16
517554	NHCFODS	SUNIT PHUSKHANIA	B	4000000	1.2
512489	OASISEC	ADVANTAGE OVERSEAS PRIVATE LIMITED	S	49784	228.56
512489	OASISEC	MUNNI DEVI GUPTA	B	16700	228.45
512489	OASISEC	NIMISHA GUPTA	B	17510	228.45
530805	OIVL	HARSHA RAJESHBHAI JHAVERI	B	845000	11.82

530805	OIVL	SAUMIL A BHAVNAGRI HUF	B	227489	11.78
530805	OIVL	SAUMIL ARVINDBHAI BHAVNAGARI	S	502048	11.82
530805	OIVL	VIBHU MAURYA	S	1128000	11.82
511644	OMEGAIN	TALIB ZAFAR	S	3000	254.4
511644	OMEGAIN	ZULIA ZAFAR	S	3000	254.32
513119	ONIXSOLAR	PREETI BHAUKA	B	12379	387.75
541444	PALMJEWELS	KRIYANSH GOLD PRIVATE LIMITED .	B	55000	34.44
526747	PGFOILQ	RAJASTHAN GLOBAL SECURITIES PRIVATE LIMITED	B	94593	314.3
526747	PGFOILQ	SEEMA MANISH NUWAL	S	154090	317.41
511116	QUADRANT	IDBI TRUSTEESHIP SERVICES LTD	S	4200000	0.58
543897	SANCODE	FUTUREWALE IT CONSULTING LLP	B	33000	59.43
539921	SEIL	ALBULA INVESTMENT FUND LTD	S	850000	122
539921	SEIL	ELYSIAN WEALTH FUND	B	848676	122
540147	SHASHIJIT	MULTIPLIER SHARE & STOCK ADVISORS PRIVATE LIMITED	S	431215	4.24
540147	SHASHIJIT	VISHESH TONY JATIAA	B	376137	4.24
512589	SITAENT	SUDHANSHU KANDA	B	27000	160.36
512589	SITAENT	SUMAN DEVI BAGARIA	S	17390	160.15
538923	SOFCOM	SANGUINE MANAGEMENT SERVICES	B	70000	70.58
540914	SRUSTEELS	CHAUBARA EATS PRIVATE LIMITED	S	400000	7.76
540914	SRUSTEELS	SYLPH TECHNOLOGIES LIMITED	B	391500	7.88
544303	TTC	GLOBALWORTH SECURITIES LIMITED	B	12000	520.12
544303	TTC	MANSI SHARE & STOCK ADVISORS PRIVATE LIMITED	S	15600	515.49
506122	VOLKAI	NIRBHAY BANSAL	S	2361	212.73

NSE

Security Code	Security Name	Client Name	Deal	Quantity	Price
AVALON	Avalon Technologies Ltd	AXIS MUTUAL FUND	BUY	735632	621
AVALON	Avalon Technologies Ltd	HDFC FOCUSED 30 FUND	SELL	745000	620.94
BAIDFIN	Baid Finserv Limited	HARDIK JAWAHARBHAI MEHTA	SELL	750000	13.16
DENTA	Denta Water N Infra Sol L	VIJIT GLOBAL SECURITIES PRIVATE LIMITED	BUY	360000	337.18
EMAIN	EMA Partners India Ltd	MULTIPLIER SHARE & STOCK ADVISORS PRIVATE LIMITED	BUY	162000	127.55
EMAIN	EMA Partners India Ltd	VIJIT GLOBAL SECURITIES PRIVATE LIMITED	BUY	207000	127.55
EIFFL	Euro (I) Fresh Foods Ltd	JAINAM BROKING LIMITED	SELL	175000	190.51
EIFFL	Euro (I) Fresh Foods Ltd	MONEY LOGIX SECURITIES PVT LTD	BUY	175000	190.52
GLOBE-RE1	Globe Textiles Ltd	MOHIT VINODKUMAR AGRAWAL	BUY	2637263	0.76
JALAN	Jalan Transolu. India Ltd	ALAMGIR ANSARI	BUY	75000	10.8
KKJEWELS	Kabra Jewels Limited	NEO APEX VENTURE LLP	SELL	75000	202.45
MAGSON	Magson Retail And Dist L	ANSHUL DINESHBHAI KHETANI	BUY	96000	89.52
MAGSON	Magson Retail And Dist L	S P AGGARWAL HUF	SELL	50000	89.96
MAGSON	Magson Retail And Dist L	SONAKSHI AGGARWAL	SELL	40000	89
MEDICO	Medico Remedies Limited	JAINAM BROKING LIMITED	SELL	535000	73.73
MEDICO	Medico Remedies Limited	MONEY LOGIX SECURITIES PVT LTD	BUY	535000	73.73
MEGASTAR	Megastar Foods Limited	BEELINE MERCHANT BANKING PRIVATE LIMITED	BUY	150000	238.4
MEGASTAR	Megastar Foods Limited	MALAY ROHITKUMAR BHOW	SELL	90000	238
MEGASTAR	Megastar Foods Limited	SHILPABEN MAHESHKUMAR SHAH	SELL	150000	239.01
NAVKARURB	Nav kar Urbanstructure Ltd	KESAR TRACOM INDIA LLP	SELL	1839166	19.85
NAVKARURB	Nav kar Urbanstructure Ltd	PIYUSH VINODRAI PAREKH	BUY	2101403	19.88
REXPRO	Rex pro Enterprises Ltd	GIRIRAJ STOCK BROKING PRIVATE LIMITED	SELL	160000	116.52
SATKARTAR	Sat Kartar Shopping Ltd	MOHIT VINODKUMAR AGRAWAL	SELL	97600	152.85

**Disclosure:**

Research Reports that are published by Nirmal Bang Securities Private Limited (hereinafter referred to as "NBSPL") are for private circulation only. NBSPL is a registered Research Analyst under SEBI (Research Analyst) Regulations, 2014 having Registration no. INH000001766. NBSPL is also a registered Stock Broker with National Stock Exchange of India Limited, BSE Limited, Metropolitan Stock Exchange of India Limited, Multi Commodity Exchange of India Limited and , National Commodity and Derivative Exchange Limited in Capital Market , Equity and Commodities derivatives segments and Currency Derivatives Segment .

NBSPL has other business divisions with independent research teams separated by Chinese walls, and therefore may, at times, have different or contrary views on stocks and markets.

NBSPL or its associates have not been debarred / suspended by SEBI or any other regulatory authority for accessing / dealing in securities Market since last 20 years. NBSPL, its associates or analyst or his relatives do not hold any financial interest (Except Investment) in the subject company. NBSPL or its associates or Analyst do not have any conflict or material conflict of interest at the time of publication of the research report with the subject company. NBSPL or its associates or Analyst or his relatives may or may not hold beneficial ownership of 1% or more in the subject company at the end of the month immediately preceding the date of publication of this research report.

NBSPL or its associates / analyst has not received any compensation / managed or co-managed public offering of securities of the company covered by Analyst during the past twelve months. NBSPL or its associates have not received any compensation or other benefits from the company covered by Analyst or third party in connection with the research report. Analyst has not served as an officer, director or employee of Subject Company. NBSPL / analyst has not been engaged in market making activity of the subject company.

**Analyst Certification:** The research analysts and authors of these reports, hereby certify that the views expressed in this research report accurately reflects my/our personal views about the subject securities, issuers, products, sectors or industries. It is also certified that no part of the compensation of the analyst(s) was, is, or will be directly or indirectly related to the inclusion of specific recommendations or views in this research. The analyst(s) principally responsible for the preparation of this research report and has taken reasonable care to achieve and maintain independence and objectivity in making any recommendations.

**Disclaimer:**

The Research Report is for the personal information of the authorized recipient and does not construe to be any investment, legal or taxation advice. NBSPL is not soliciting any action based upon it. Nothing in the research report shall be construed as a solicitation to buy or sell any security or product, or to engage in or refrain from engaging in any such transaction. In preparing the research report, we did not take into account the investment objectives, financial situation and particular needs of the reader.

The research report has been prepared for the general use of the clients of NBSPL and must not be copied, either in whole or in part, or distributed or redistributed to any other person in any form. If you are not the intended recipient you must not use or disclose the information in the research report in any way. Though disseminated to all the customers simultaneously, not all customers may receive the research report at the same time. NBSPL will not treat recipients as customers by virtue of their receiving the research report. The research report is not directed or intended for distribution to or use by any person or entity resident in a state, country or any jurisdiction, where such distribution, publication, availability or use would be contrary to law, regulation or which would subject NBSPL & its group companies to registration or licensing requirements within such jurisdictions.

The report is based on the information obtained from sources believed to be reliable, but we do not make any representation or warranty that it is accurate, complete or up-to-date and it should not be relied upon as such. We accept no obligation to correct or update the information or opinions in it. NBSPL or any of its affiliates or employees shall not be in any way responsible for any loss or damage that may arise to any person from any inadvertent error in the information contained in the research report. NBSPL or any of its affiliates or employees do not provide, at any time, any express or implied warranty of any kind, regarding any matter pertaining to this report, including without limitation the implied warranties of merchantability, fitness for a particular purpose, and non-infringement. The recipients of the research report should rely on their own investigations.

This information is subject to change without any prior notice. NBSPL reserves its absolute discretion and right to make or refrain from making modifications and alterations to this statement from time to time. Nevertheless, NBSPL is committed to providing independent and transparent recommendations to its clients, and would be happy to provide information in response to specific client queries.

Before making an investment decision on the basis of research report, the reader needs to consider, with or without the assistance of an adviser, whether the advice is appropriate in light of their particular investment needs, objectives and financial circumstances. There are risks involved in securities trading. The price of securities can and does fluctuate, and an individual security may even become valueless. International investors are reminded of the additional risks inherent in international investments, such as currency fluctuations and international stock market or economic conditions, which may adversely affect the value of the investment. Opinions expressed are subject to change without any notice. Neither the company nor the director or the employees of NBSPL accept any liability whatsoever for any direct, indirect, consequential or other loss arising from any use of the research report and/or further communication in relation to the research report. Here it may be noted that neither NBSPL, nor its directors, employees, agents or representatives shall be liable for any damages whether direct or indirect, incidental, special or consequential including lost revenue or lost profit that may arise from or in connection with the use of the information contained in the research report.

Copyright of this document vests exclusively with NBSPL.

Our reports are also available on our website

Registration granted by SEBI and certification from NISM in no way guarantee performance of NBSPL or provide any assurance of returns to investors.

**Nirmal Bang Research (Division of Nirmal Bang Securities Pvt. Ltd.)**

B-2, 301/302, Marathon Innova,  
Opp. Peninsula Corporate Park  
Off. Ganpatrao Kadam Marg  
Lower Parel(W), Mumbai-400013  
Board No. : 91 22 6723 8000/8001  
Fax. : 022 6723 8010